


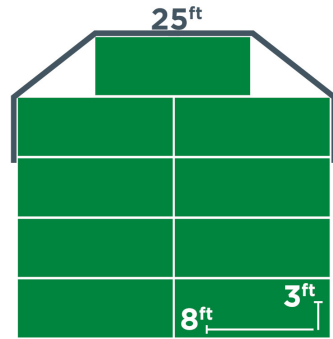
ITL™ Hay Tarp | Square Bale Selection Chart

PERFORMER™ & BULL FLEX™ TARP SYSTEMS

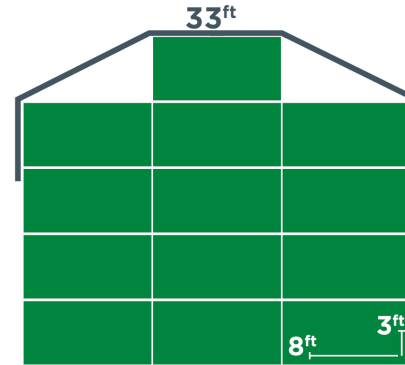
3' HIGH BALES



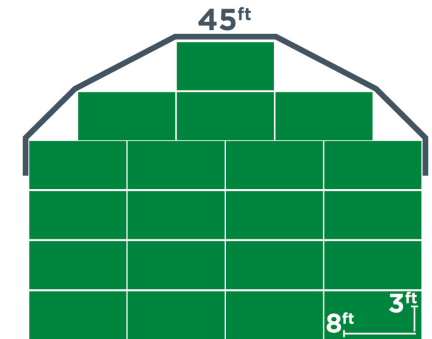
A 15' wide tarp for a 3' high bale will cover the first bale. Single wide stack.



A 25' wide tarp for a 3' high bale will cover center bale and top row. 2 wide stack.



A 33' wide tarp for a 3' high bale will cover center bale and top row. 3 wide stack.



A 45' wide tarp for a 3' high bale will cover center bales and top row. 4 wide stack.

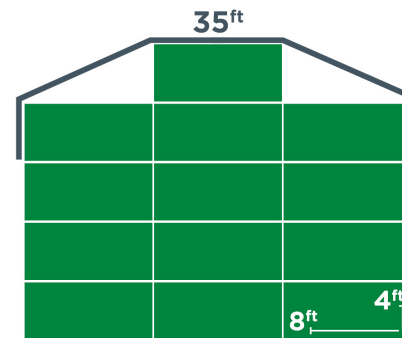
Helpful Hints & Tips

Build a level area on which to stack hay. Ground should slope away from stack to allow for drainage.

Lay out baler twine on the ground as a guide for building a straight stack.

Leave stack ends unobstructed to allow maximum air flow through the stack during the curing process.

Multiple tarps on a single stack should be overlapped 3 to 4 feet and tied independently of one another.



4' HIGH BALES

28' wide tarp for 2 wide stack
 35' wide tarp for 3 wide stack
 55' wide tarp for 4 wide stack
 Tarp will cover center bale and top row.



CONTACT US TODAY TO LEARN MORE.

Visit Us Online

www.inlandtarp.com | 800-346-7744

